

PLANNING YOUR FLOOR LAYOUT NEAR MOLDINGS

Planning the layout of your floor boards and moldings before installation is crucial to the overall aesthetic of any room. The purpose of moldings is to give your floor a professional, finished appearance. This is especially true for areas of your floor that either meet the wall, or transition to another room. To achieve a superior finished look, we recommend sorting your floor boards according to color and grain pattern, and dry-laying them on the floor before installation to see how the room will look before permanently installing the floor in place. Our moldings are not designed to be an exact match, they are carefully blended to complement the color and finish of your floor

How to Achieve a Superior Finished Look

When installing moldings with your new floor, there is some variation in the floor boards' color or grain pattern, there is a way to plan your layout that will help minimize the contrast caused by this variation.

Follow these four simple sorting steps when planning your floor layout to achieve the best finished look where your flooring meets your molding and trim:

1. Open every box of flooring and inspect the quality and appearance of each floor board.

BROWN FLOOR




GRAY FLOOR



2. Next, sort through all your boards and arrange them in a spectrum with the darkest boards that have the most distinct grain patterns on one end, and the lightest boards with the most subtle grain patterns on the other end.

BROWN FLOOR




GRAY FLOOR




3. Identify the flooring boards that best match your moldings. Match based on color and grain.

BROWN FLOOR



GRAY FLOOR



4. Finally, lay the boards that most closely match the color and grain of your moldings in the areas where the moldings or trim will be installed.

BROWN FLOOR




GRAY FLOOR




And there you have it! If you take these few simple steps when sorting your floor boards and moldings before installation, you will achieve a balanced and polished overall look.

BROWN FLOOR



GRAY FLOOR



A SPECIAL NOTE ABOUT MOLDINGS

Most of our moldings are made-to-order, meaning they are produced after your order is placed. Given they are custom made, they may arrive later than your floors arrive. All of our moldings are final sale.